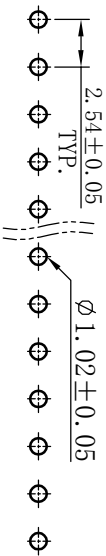


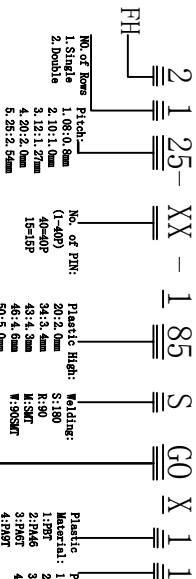
Position	1 Thru 40
Plastic Height (H)	8.5, 7.1, 5.0, 3.5



PCB LAYOUT

**Specifications:**  
 Current Rating: 3 Amp  
 Contact resistance: 20MΩ Max  
 Insulator resistance: 1000MΩ Min.  
 Withstanding Voltage: 500V AC  
 Operating Temperature Range: -40° ~ +105° C  
 Material And Finish  
 Insulator: Polyester, (PBT UL94V-0)  
 Insulator Color: Black  
 Contact: Brass  
 Contact Plated: See Contact Plated Tab.

Ordering information

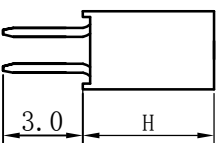
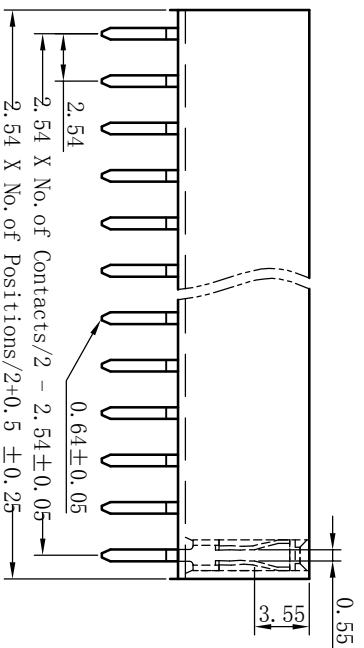
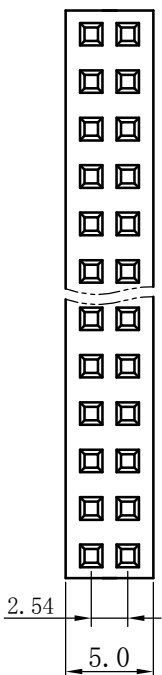


Order Code	Ordering Code	Ordering Code	Ordering Code
00	01	02	03
04	05	06	07
08	09	10	11
12	13	14	15
16	17	18	19
20	21	22	23
24	25	26	27
28	29	30	31
32	33	34	35
36	37	38	39
40	41	42	43
44	45	46	47
48	49	50	51
52	53	54	55
56	57	58	59
60	61	62	63
64	65	66	67
68	69	70	71
72	73	74	75
76	77	78	79
80	81	82	83
84	85	86	87
88	89	90	91
92	93	94	95
96	97	98	99
100			

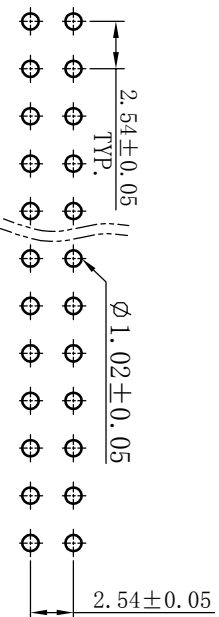
未注公差 UNLESS OTHERWISE SPECIFIED TOLERANCE		线性 (LINER) X ± -- .X ± 0.20 .XX ± 0.15 .XXX ± 0.10		角度 (ANGLES) X° ± ± -- .X° ± ± -- .XX° ± ± -- .XXX° ± ± --		第三视角投影 THIRD ANGLE PROJECTION	
品名 (TITLE): FH2.54*H 1*NP 180° 上端 系列图				绘图 (DRAWING) 审核 (CHECK) 批准 (APPROVED) 日期 (DATE)		料号 (PART NO.): 2125-XX185SOX-11	
丝号 (DRAWING) 审核 (CHECK) 日期 (DATE)				比例 (SCALE) 1:1		单位 (UNIT) MM	
图号 (DWG NO.): 2125-XX185SOX-11				版本 (REV.) AO		页数 (SHEET) 1 OF 1	



A4



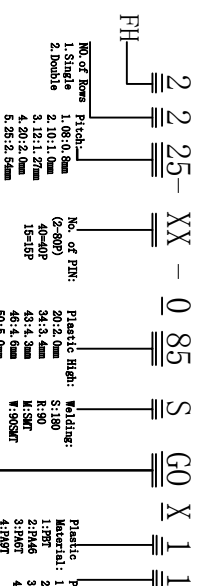
Position	2 Thru 80
Plastic Ht(H) (U)	8.5, 7.1, 5.0, 3.5



PCB LAYOUT

Specifications:  
 Current Rating: 3 Amp  
 Contact resistance: 20MΩ Max  
 Insulator resistance: 1000MΩ Min.  
 Withstanding Voltage: 500V AC  
 Operating Temperature Range: -40° ~ +105° C  
 Material And Finish  
 Insulator: Polyester, (PBT UL94V-0)  
 Insulator Color: Black  
 Contact: Brass  
 Contact Plated: See Contact Plated Tab.

Ordering information



Order Code	Order Part No.	Order Description	Order Qty	Order Unit
00	Lead 20P	20	1000	1000
01	Lead 25P	25	1000	1000
02	Lead 34P	34	1000	1000
03	Lead 43P	43	1000	1000
04	Lead 40P	40	1000	1000
05	Lead 15P	15	1000	1000
06	Lead 20P	20	1000	1000
07	Lead 25P	25	1000	1000

UNLESS OTHERWISE SPECIFIED TOLERANCE		品名 (TITLE):	
线性 (LINER)	X ± --	角度 (ANGLES)	X' ± ± ± ±
第三级角投影 THIRD ANGLE PROJECTION	.X ± 0.20 .XX ± 0.15 .XXX ± 0.10	核准 (APPROVED)	日期 (DATE)
		绘图 (DRAWING)	审核 (CHECK)
		Subdrawing	Call Wang
		料号 (PART NO.):	图号 (DWG NO.):
		比例 (SCALE)	1:1
		单位 (UNIT)	MM
		版数 (REV)	AO
		页次 (SHEET)	1 OF 1



A4

FH2.54\*H 2\*NIP 180° U端 系列图

2225-XX185SQ0X-11