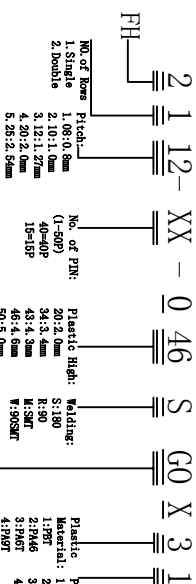


Specifications:  
 Current Rating: 1.0 Amp  
 Contact resistance: 20MΩ Max  
 Insulator resistance: 1000MΩ Min.  
 Withstanding Voltage: 500V AC  
 Operating Temperature Range: -40° ~ +105° C  
 Material And Finish  
 Insulator: Polyester, (PA6T UL94V-0)  
 Insulator Color: Black  
 Contact: Brass  
 Contact Plated: See Contact Plated Tab.

Ordering information



NO. of Rows Pitch:  
 1. Single 1.08/0.8mm  
 2. Double 2.10/1.6mm  
 3. 12/1.27mm  
 4. 20/2.0mm  
 5. 28/2.54mm

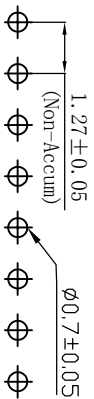
No. of PIN:  
 1-500)  
 40~60P  
 15~18P

Plastic High:  
 20:2.0mm  
 34:3.0mm  
 43:4.0mm  
 61:4.0mm  
 81:6.0mm

Welding:  
 S180  
 R:90  
 M:90  
 W:90SMT

Plastic Finishing:  
 Material: 1:ibag  
 2:FR3  
 3:25oz  
 4:30oz  
 5:12P  
 6:12P

Code	Material	Finish	Temp	Spec
G0	load 100"	10	100"	10
G1	load 10"	11	100"	12
G2	load 20"	12	100"	15
G3	load 30"	13	100"	15
G4	load 50"	14	100"	15
G5	load 100"	15	100"	15
G6	load 150"	16	100"	15
G7	load 200"	17	100"	15



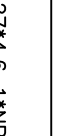
PCB LAYOUT

未注公差  
 UNLESS OTHERWISE  
 SPECIFIED TOLERANCE

线性 (LINER) 角度 (ANGLES)

x ± --	x' ± ± 1'
.x ± 0.20	.x' ± ± --
.xx ± 0.15	.xx' ± ± --
.xxx ± 0.10	.xxx' ± ± --

第三视角投影  
 THIRD ANGLE  
 PROJECTION

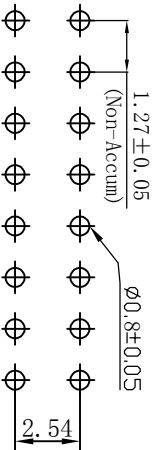
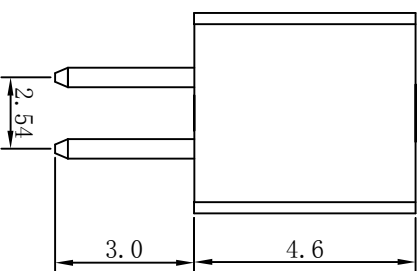
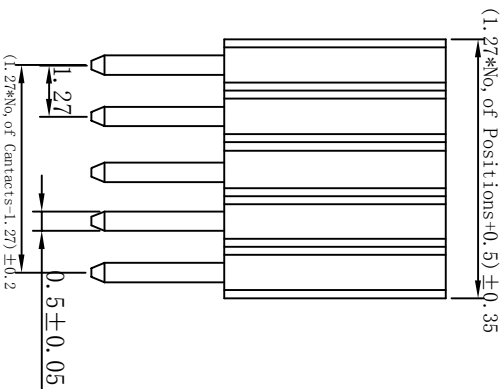



品名 (TITLE): FH1.27\*4.6 1\*NP 180° 系列图

A4

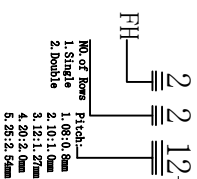


绘图 (DRAWING)	审核 (CHECK)	日期 (DATE)
料号 (PART NO.): 2112-XX046SC0X-31	核准 (APPROVED)	日期 (DATE)
Subdrawing	Cal Wang	日期 (DATE)
图号 (DWG NO.):	比例 (SCALE)	单位 (UNIT)
	版本 (REV)	页次 (SHEET)
	版次 (REV)	页次 (SHEET)



Specifications:  
 Current Rating: 1.0 Amp  
 Contact resistance: 20MΩ Max  
 Insulator resistance: 1000MΩ Min.  
 Withstanding Voltage: 500V AC  
 Operating Temperature Range: -40° ~ +105° C  
 Material And Finish  
 Insulator: Polyester, (PA6T UL94V-0)  
 Insulator Color: Black  
 Contact: Brass  
 Contact Plated: See Contact Plated Tab.

Ordering information



NO. of Rows Pitch:  
 1. Single 1.08:0.8mm  
 2. Double 2.10:1.27mm  
 3. 12:1.27mm  
 4. 20:2.0mm  
 5. 28:2.54mm

No. of PIN:  
 (2-100P)  
 40=40P  
 15=15P

Plastic Height:  
 20:2.0mm  
 S:1.80  
 R:50  
 43:4.0mm  
 60:4.0mm  
 97:6.0mm  
 85:6.8mm

Welding:  
 S:180  
 R:50  
 M:50MT  
 W:50SMT

Plastic Finishing:  
 1:180  
 2:180  
 3:180  
 4:180  
 5:12P

Code	Material	Code	Material	Code	Material
00	load 100"	10	Th. 100"	11	Th. 100"
01	load 10"	11	load 10"	12	Th. 200"
02	load 20"	2	load 20"	13	Th. 150"
03	load 30"	3	load 30"		
04	load 40"	4	load 40"		
05	load 100"	5	load 100"		
06	load 100"	6	load 100"		
07	load 200"	7	load 200"		

未注公差  
 UNLESS OTHERWISE  
 SPECIFIED TOLERANCE

线性 (LINER)  
 X ± --  
 .X ± 0.20  
 .XX ± 0.15  
 .XXX ± 0.10

角度 (ANGLES)  
 X' ± ±  
 .X' ± ±  
 .XX' ± ±  
 .XXX' ± ±

第三视角投影  
 THIRD ANGLE  
 PROJECTION

品名 (TITLE):  
 FH1.27\*4.6 2\*NP 180° 系列图

GOXCONN

A4

绘图 (DRAWING)	审核 (CHECK)	批准 (APPROVED)	日期 (DATE)
料号 (PART NO.):	图号 (DWG NO.):	单位 (UNIT)	页数 (SHEET)
2212-XX046S00X-32	2212-XX046S00X-32	1:1	AO
Call Wang	审核 (CHECK)	日期 (DATE)	
·Study Wang	日期 (DATE)		

